

S.P.O.C.K.

SCOUT PATROL OUTDOOR COOK KIT

The Scout Patrol Outdoor Cook Kit was designed by Youth and Adults. The system is designed with several goals and assumed expectations:



1. Everything needed to Feed a Scout Patrol of up to 8 Scouts in field and be able to complete rank advancement requirements using SPOCK as a tool.

2. Responsive to the needs, skill set, and physical ability of Scouts, including

- Minimization of dish washing,
- Low weight of individual units within system,
- Compact and securability during transport
- Maintainable for long term with affordable items as Youth will break things during skill learning enlightenment
- Designed to incorporate existing troop gear
- Useable in both Small and Large troops




*Specific Kits Should not be assigned to individual patrols, rather belong to troop and therefore obliging the patrols to abide to standard of cleanliness to each kit. As Property of the troop, the expectation of using a different kit the next time will facilitate a consistent standard of cleanliness.

*Food should not be stored in any part of kit between trips. Dry Box (3rd Tote is designed for non refrigerated food and cooking supplies

*Equipment should be dry stored and Periodical inspected between trips.

*System is designed with anticipation of individual scouts bringing plate(or kit) and eating utensils with them to each trip.

*Young Scouts should be training on setting up, break down and use of all involved.



*Camp Stoves should require training to set up and take down. Only older youths or adults should hook up propane, as this is a potential high risk area to cross thread. Even Repeatedly trained youth will forget, therefore requiring a certain level of maturity is highly recommended.

*Where many Items can be added to the kits to improve or expand usability within each individual unit, consideration of the above thoughts should be carefully considered when modifying SPOCK. One useful addition, not on list, is battery operated lights. With the availability of LED lights Propane lantern cost effectiveness has ended. 3 low priced AAA headlamps will provide adequate light for operation and can be supplied by the individual scouts. Attached to this document are several handouts that should be printed-laminated and placed in boxes for reinforcement of standards and instruction.

Each box should have Number and type box Labeled on top, and all four lips of yellow lid to facilitate easy identification in field and in storage.

(example would be Kitchen Box #1, Dry Box #1, Dutch Oven Box #1).

It is also recommended to label in large letters on Box Lids, Coolers, and Table to have "Do Not Sit!"

S.P.O.C.K.
SCOUT PATROL OUTDOOR COOK KIT

What goes in the Kitchen Box


Everything must be dry when storing or mold will grow



What goes in the Dutch Oven Box



DO stores in Crate

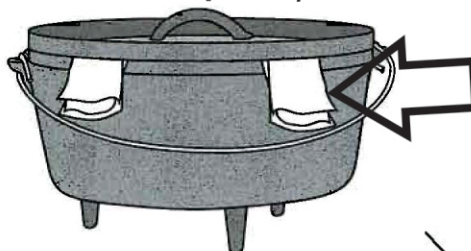


Clean DUTCH OVEN with hot water (No Soap)
Wipe down entire oven, heat if needed, to DRY oven
Coat all Oven Surfaces with light coat of oil
(use Paper Towel to spread)


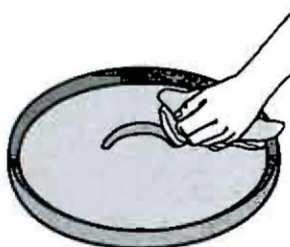
Set water
Jug on
Crate for
easy water
access



Store DO with
Folded Foil to
reduce water
condensation



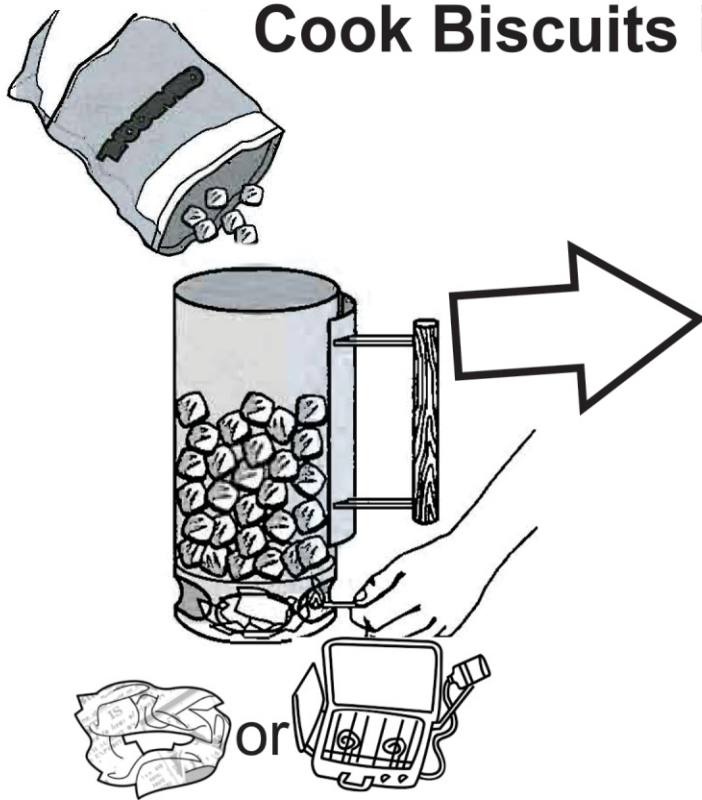
Rinse and towel dry completely.



S.P.O.C.K.

SCOUT PATROL OUTDOOR COOK KIT

Cook Biscuits in a Dutch Oven



Using tongs remove hot
coals from Charcoal Starter



coals in a random ring pattern
under the bottom of the oven



Set the oven over the
bottom coals



coals in a random checkerboard
pattern on the lid

Dutch Oven Heat Rule on # 12

Take the number 12

12 + 2 charcoals to top = 14 charcoals

12 - 2 charcoals to bottom = 10 charcoals

with total of 24 charcoals
equals 350 degree oven temp

Add 1 charcoal
to top and bottom
to add 25 degrees



Wrap inside oven with
aluminum foil or
parchment paper

Aluminum foil or
Cap pan goes
underneath
Dutch Oven
to stop heat from
going into ground

Place biscuits in oven in circle and cook
checking every few minutes. When
biscuits darker on bottom than top
remove heat from bottom of Dutch Oven.

Dutch Oven Temp 300 to 350.
use more heat on top than on bottom,
Bread cooks better with most heat
radiating down.



Rotate oven 1/4 turn
counter clockwise

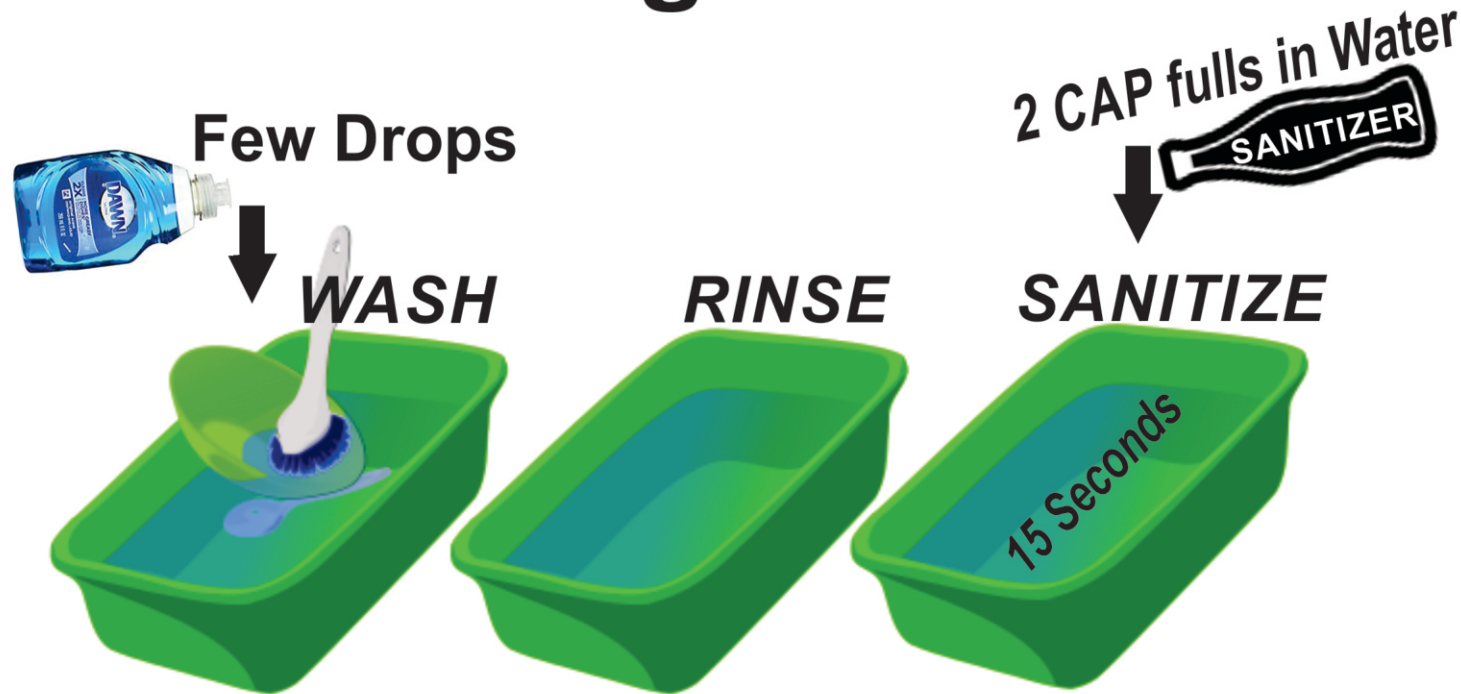


Rotate lid 1/4 turn
clockwise

S.P.O.C.K.

SCOUT PATROL OUTDOOR COOK KIT

Dish Washing the Scout BSA Way!



1. Scape
2. Wash
3. Rinse
4. Sanitize
5. Air Dry


HOT Water



HOT Water



WARM Water



Think Hard
Work Smart



Nasty Pan- No Problem

*Put a few drops of Dawn in and a little water,
then heat on stove, Particles will loosen easily.*



Start to Heat a Pot of Water on stove as the meal is served.

Patrol Camp Out Planner

Name	Attn	Pd.	Init.
1			
2			
3			
4			
5			
6			
7			
8			
9			

Friday Cracker-barrel

Cheese , Crackers, Bologna, Cookies
Water to drink

Saturday Breakfast

Drink

Notes

Wear gloves while preparing raw foods

Lunch

Drink

Notes

Dinner

Drink

Notes

Sunday Breakfast

Drink

Notes

Patrol:

Campout Date:

Location:

Grubmaster Team:

Price Per Scout:\$_____ Total Budget:\$ _____

Shopping & Grocery LIST

<u>Propane</u>	
<u>Paper towels</u>	
<u>Aluminum Foil</u>	
<u>Salt/peeper</u>	
<u>Matches /Lighter</u>	
Charcoal	

Quantity

Item

[illegible]

Scouts should have individual cup and/or bottle, plate & Silverware

SPL Signature: _____ SM Signature: _____

Persons buying food is responsible for the food/ice/cooler for the duration of the campout.

Patrol CampOut Planner

Name	Attn	Pd.	Init.
1			
2			
3			
4			
5			
6			
7			
8			
9			

Friday Cracker-barrel

Cheese , Crackers, Bologna, Cookies
Water to drink

Saturday Breakfast

Scrambled Eggs
Sausage Patties (Pan), Dutch Oven Bisquits
Start Charcoal first,cook biscuits,prepare eggs while
Cooking sausage, then cook eggs

Drink Apple Juice / Water

Notes Wear gloves while preparing raw foods

Lunch

Hot Dogs, Chips, Cookies

Drink Instant water packets/water

Notes Either boil/ pan fry/fire hot dogs

Dinner

Hamburger Helper CheeseBurger Mac
Corn on the Cob (Hobo Style in the Fire or boil)
Garlic Toast over fire with foil or pan toast slices
Dutch Oven Dump Cobbler Start cobbler first-
<u>Drink</u> Instant water packets/water
<u>Notes</u> CheeseBurger Mac- precook ground meat
Follow instruct on box cook (milk needed)

Sunday Breakfast

Pancakes (Pan Heated)
Link Sausage (Heat first)
<u>Drink</u> Apple Juice/milk/Water
<u>Notes</u>

Patrol:

Campout Date:

Campout Location:

Grubmaster Team:

Price Per Scout:\$_____ Total Budget:\$ 100.09

<u>Propane</u>	2	\$ 6.24
<u>Paper towels</u>	3 rolls	\$ 3
<u>Aluminum Foil</u>	2 roll 75 sq ft	\$4.16
<u>Salt/pepper</u>	1 each	\$ 1.48
<u>Matches /Lighter</u>	2	
<u>Charcoal</u>	1 bag Kingsford	\$10

Quantity	Item	Projected Price	Actual
1 lb	Cheese block	\$3.18	
1 box	Soda Crackers (Great Val)	\$.98	
2 lb	Bologna Thick sliced(Great Val)	\$2.46	
20	Sausage Patties(GV precooked)	\$6.64	
2 cans	Biscuits (grands flaky layer)	\$3.96	
1 gal	Apple Juice	\$1.74	
16	Hot Dogs(8 per)/Buns(8 per)	\$1.96/\$1.74	
1 bag	Large Chips	\$2.08	
2 packs	Cookies Oreos	\$2.87	
2 lbs	Ground Hamburger Meat	\$5.94	
2 boxes	Hamburger Helper – Cheeseburger Mac	\$2.44	
8	Small Corn on the cob	\$1.74	
2 Loaf	Garlic Bread	\$3.28	
24	Frozen Precooked Pancakes	\$3.68	
30	Sausage Links(GV precooked)	\$5.22	
1 box	Cake mix ,1(12oz can sprite\$1)	\$.88	
Multi	Ketchup / Mustard / Syrup	\$3.00	
1 lb	Margarine	\$.97	
18	Eggs	\$2.19	
2 packs	Instant water packet(20 per)	\$5.76	
small	Dawn	\$.97	
2	Scrub Sponges	\$1	
1 gallon	Milk	\$1.99	
1 can	Pie filler (apple)	\$1.98	

Total Projected (\$.07 Tax) \$100.09 Actual \$

Scouts should have individual cup and/or bottle, plate & silverware

SPL Signature: _____ SM Signature: _____ Store: Walmart West Rome

Persons buying food is responsible for the food/ice/cooler for the duration of the campout.



PATROL CAMPOUT DUTY ROSTER

Patrol Name: _____ Date: _____

SETUP

FRIDAY

Patrol Box/Cracker			
Water / Fire			
Flag			

BREAKFAST

SATURDAY

Cooking			
KP			
Water / Fire			

LUNCH

Cooking			
KP			
Water / Fire			

DINNER

Cooking			
KP			
Water / Fire			

BREAKFAST

SUNDAY

Cooking			
KP			
Water / Fire			

PACKING

Patrol Box			
Water Jugs/Fire			
Flag			

OTHER DUTIES

1.			
2.			
3.			

Patrol Box: responsible to unpack & pack patrol kit so lid will close and everything is clean.

Water/Fire Crew maintains the water supply for drinking & cooking, supplies of tinder, kindling, and fuel wood, and/or charcoal, protected from the weather, makes sure cooking fires and/or stoves are ready to assure the cook crew has meals prepared on time.

Cook Crew assembles food supply, follows menus & recipes exactly, serves meals on time, puts food away, prepares cook pots to soak, & has cleanup water set on the fire or stove before serving meals.

KP Crew (Kitchen Patrol) sets up wash & rinse water for dishwashing, cleans cooking pots & utensils, cleans up camp kitchen & dining areas, stores all group equipment, disposes of garbage & trash (full trash bag goes to Quartermaster).

Flag: Scouts who are responsible for raising & lowering flag, & securing patrol flag, & totems.

System is Designed to Serve patrol with up to 8 Scouts	S.	P.	O.	C.	K.
	Scout	Patrol	Outdoor	Cook	Kit
	Item	Note/amount	Supplier	Cost	Kit is designed for scouts to bring their own plate and eating Utensils
	4' Folding Table		Academy Sports	\$34	
	Igloo 5 Gal Cooler	Drink	Walmart	\$20	
	48-Qt Igloo Cooler		Walmart	\$16	
	27 Gal. Storage tote	3	Home Depot	\$30	
Kitchen Box	Clip Board	1	Dollar General	\$1	Kitchen Box
	Camping Stove	2 burner	Amazon	\$30	
	LG Pot/Lid-Pan	nested	Amazon	\$42	
	Medium Pot/Lid	nested			
	Kettle/Lid (8 cup)	(optional Granite)	(Amazon)	\$11.00	
	Pan Handle	nested			
	Serving Plates	nested			
	Dishpans 12 QT	3	Walmart	\$14	
	Dawn Dish soap	8 fl oz	Walmart	\$1.00	
	Sanitizer, Member's Mark	Small Bottle	Sam's	\$1	
	Vinyl Gloves	10 pair	Walmart	\$2	
	Measure Cup	Plastic	Walmart	\$2.50	
	Srub Sponge	1	Walmart	\$1	
	SOS steel wool	2	Walmart	\$0.40	
	Dryer Lint/ Lighter	zip bag	home/ Walmart	\$0.50	
	Frying Pan	ceramic non stick	Walmart	\$10.50	
	Pillow case		Walmart	\$1.50	
	Paper Towel Roll	2 rolls	Walmart	\$3	
	Tool Roll		Harbor Freight	\$10	
	Spatula	plastic	Walmart	\$1.50	
	Serve Spoon	plastic	Walmart	\$1.50	
	Lg Knife / Sheath		Walmart	\$1	
	SM Knife/ Sheath		Walmart	\$1	
	Cutting sheet	plastic	Walmart	\$2	
	Can Opener		Walmart	\$4	
	Tongs	12"	Walmart	\$2.00	
Dutch Oven Box	#12 Dutch Oven	Ship to Shore	Harbor Freight	\$30	Dutch Oven Box
	Milk Crate	6.5 Gallon	Home Depot	\$6	
	Wielding Gloves	1 pair	Harbor Freight	\$6	
	Lid Lifter		Academy Sports	\$4	
	Foil 75'	Alum	Walmart	\$3	
	Charcoal Chimney		Walmart	\$6	
	Tongs	16"	Walmart	\$2.50	
	Tarp	8'x12'	Harbor Freight	\$6	
	Rope 50'	3/16"	Walmart	\$2.50	
	Shovel	Stanport	Amazon	\$5.00	
	Paper Towel Roll	1 Roll	Walmart	\$1.50	
	Stainless Steel Scrub	2	Walmart	\$2	
	*Propane and Charcoal are not included in list		Total -----	\$319	